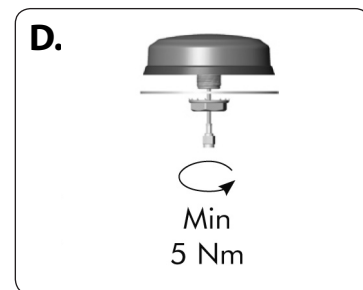
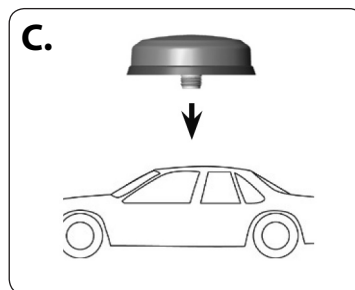
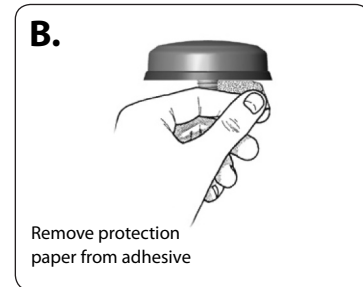
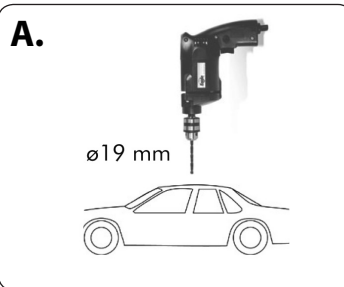


# SmartDisc Mounting instructions



## SMARTDISC – HOLE MOUNTED

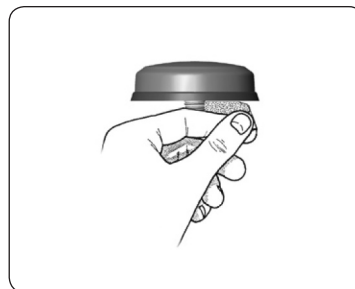


## SMARTDISC – ADHESIVE MOUNT

- A** Clean mounting surface before attaching antenna
- B** Remove protection paper from adhesive
- C** Full effect of the adhesive after 24 hours of glue hardening

**Please note!**

The mounting surface must be completely clean and free of condensation. The temperature of the surface should not be below +20°C.



**SMARTEQ™**  
WIRELESS TELECOM

SMARTEQ Wireless AB  
Enebyberg, Sweden  
info@smarteq.se  
www.smarteq.com

