


# Radiator 3178

## Mounting instructions

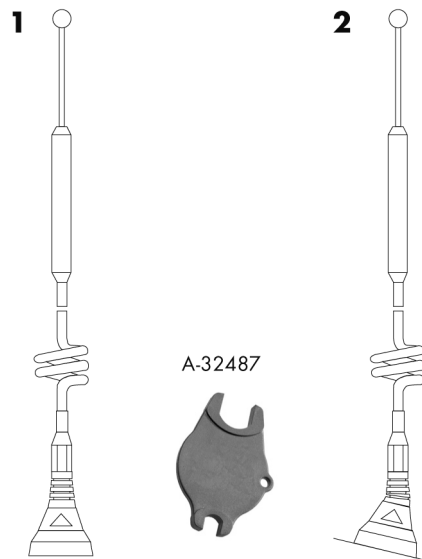
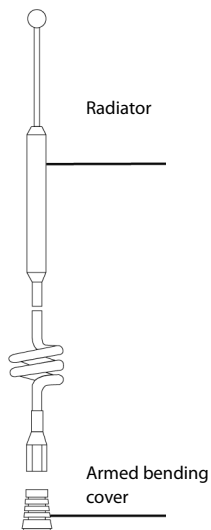


The radiator fits bases 1123, 1131 and 128.

### NOTE!

If radiator is to be used with base 1123, replace the current bending cover with the supplied armed bending cover!

1. Tighten the radiator with antenna wrench A-32487.
2. Adjust the radiator to a vertical position. Avoid repeated bindings over the bending link.



**SMARTEQ™**  
WIRELESS TELECOM

SMARTEQ Wireless AB  
Enebyberg, Sweden  
info@smarteq.se  
www.smarteq.com

